













OETQ Student Survey 3-5 Pre 2010 EWITT




1. I have been told about the study and I know why it is being done and what to do. I know that I do not have to do it if I do not want to. If I have questions I can ask my teacher. I know that I can stop at any time.			
		Response Percent	Response Count
I understand and will begin the survey.	<div><div></div></div>	100.0%	70
I would rather not do it.		0.0%	0
	answered question		70
	skipped question		0




2. Where do you go to school?			
		Response Percent	Response Count
IS 53		0.0%	0
IS 109		0.0%	0
IS 137		0.0%	0
IS 192		0.0%	0
IS 210		0.0%	0
IS 226		0.0%	0
IS 238		0.0%	0
MS 202		0.0%	0
<b>PS 42</b>		<b>53.1%</b>	<b>34</b>
PS 197		3.1%	2
PS 223		0.0%	0
PS/IS 116		0.0%	0
PS/IS 225		0.0%	0
Al-Ihsan Academy		42.2%	27
August Martin HS		0.0%	0
Beach Channel HS		0.0%	0
Business Computer Application HS		0.0%	0
Christ Lutheran School		0.0%	0
Devine Mercy Catholic Academy Elementary and Middle School		0.0%	0
Far Rockaway HS		0.0%	0
Grace Lutheran Day School		0.0%	0
John Adams HS		0.0%	0
Richmond Hill HS		0.0%	0






St. Francis De Sales School		0.0%	0
St. Joachim and Anne		0.0%	0
St. Joseph's Parish Day		0.0%	0
St. Rose of Lima School		0.0%	0
Other		1.6%	1
other school (please specify)			3
	<b>answered question</b>		<b>64</b>
	<b>skipped question</b>		<b>6</b>



3. What grade are you in?			
		Response Percent	Response Count
3		0.0%	0
4		78.1%	50
5		21.9%	14
	<b>answered question</b>		<b>64</b>
	<b>skipped question</b>		<b>6</b>



4. How often do you use your computer at home for homework?			
		Response Percent	Response Count
I don't have a computer at home		9.4%	6
<b>I don't use my home computer for homework</b>		<b>40.6%</b>	<b>26</b>
A few times a year		14.1%	9
About once a month		1.6%	1
About once a week		9.4%	6
Almost every night		25.0%	16
		<b>answered question</b>	<b>64</b>
		<b>skipped question</b>	<b>6</b>



5. Compared to last year, this year my teachers are using computers...			
		Response Percent	Response Count
less		21.9%	14
<b>about the same amount</b>		<b>48.4%</b>	<b>31</b>
more		29.7%	19
		<b>answered question</b>	<b>64</b>
		<b>skipped question</b>	<b>6</b>


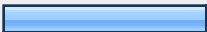
6. Compared to last year, this year students in my grade are using computers...			
		Response Percent	Response Count
less		19.0%	12
about the same amount		50.8%	32
more		30.2%	19
answered question			63
skipped question			7



7. During this school year, how much time per week did you spend using computers in your class(es)?			
		Response Percent	Response Count
Not at all		7.8%	5
Once a week		37.5%	24
2 times a week		45.3%	29
3 or 4 times a week		7.8%	5
Every day		1.6%	1
answered question			64
skipped question			6



8. During this school year, I typed up reports and assignments.			
		Response Percent	Response Count
Yes		44.8%	26
No		55.2%	32
answered question			58
skipped question			12



9. During this school year, I made spreadsheets and graphs.			
		Response Percent	Response Count
Yes		41.4%	24
No		58.6%	34
<i>answered question</i>			58
<i>skipped question</i>			12



10. During this school year, I used blogs to communicate with other students and teachers			
		Response Percent	Response Count
Yes		19.0%	11
No		81.0%	47
<i>answered question</i>			58
<i>skipped question</i>			12

11. During this school year, I did research on the Internet for a report or assignment.			
		Response Percent	Response Count
Yes		69.0%	40
No		31.0%	18
<i>answered question</i>			58
<i>skipped question</i>			12


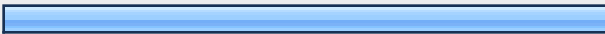
12. During this school year, I made a PowerPoint presentation.			
		Response Percent	Response Count
Yes		5.2%	3
No		94.8%	55
<i>answered question</i>			58
<i>skipped question</i>			12

13. During this school year, I used the computer to make a graphic novel.			
		Response Percent	Response Count
Yes		5.2%	3
No		94.8%	55
<i>answered question</i>			58
<i>skipped question</i>			12



14. During this school year, I took a test on the computer.			
		Response Percent	Response Count
Yes		86.2%	50
No		13.8%	8
<i>answered question</i>			58
<i>skipped question</i>			12



15. During this school year, I used a computer program to improve my study skills or learning skills.			
		Response Percent	Response Count
Yes		81.0%	47
No		19.0%	11
<b>answered question</b>			<b>58</b>
<b>skipped question</b>			<b>12</b>


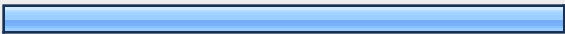
16. During this school year, I made or listened to a podcast.			
		Response Percent	Response Count
Yes		8.6%	5
No		91.4%	53
<b>answered question</b>			<b>58</b>
<b>skipped question</b>			<b>12</b>












17. During this school year, I made or edited a webpage or worked in a web environment, like a wikispace.			
		Response Percent	Response Count
Yes		6.9%	4
No		93.1%	54
<b>answered question</b>			<b>58</b>
<b>skipped question</b>			<b>12</b>



18. This school year, I collected data using equipment that go with the computer, like probes or PDAs.			
		Response Percent	Response Count
Yes		6.9%	4
No		93.1%	54
<i>answered question</i>			58
<i>skipped question</i>			12

19. This school year, I made or edited a video or movie.			
		Response Percent	Response Count
Yes		15.5%	9
No		84.5%	49
<i>answered question</i>			58
<i>skipped question</i>			12

20. During the past school year, I created or contributed to a web-based map or timeline.			
		Response Percent	Response Count
Yes		13.8%	8
No		86.2%	50
<i>answered question</i>			58
<i>skipped question</i>			12

21. In which subjects do you use technology. (Check all that apply)			
		Response Percent	Response Count
Math		36.2%	21
Sciences		37.9%	22
English Language Arts		31.0%	18
Social Studies		8.6%	5
Art		8.6%	5
Music		6.9%	4
Physical Education/Gym		1.7%	1
ESL or ELL		3.4%	2
<b>Computer Class</b>		<b>67.2%</b>	<b>39</b>
Multi-Media		5.2%	3
None of the Above		5.2%	3
Other (please specify)			1
		<b><i>answered question</i></b>	<b>58</b>
		<b><i>skipped question</i></b>	<b>12</b>

22. Do you know how to use the following equipment, applications or web sites?			
	Yes	No	Response Count
Digital camera or video	<b>74.6% (47)</b>	25.4% (16)	63
Audacity or GarageBand	7.9% (5)	<b>92.1% (58)</b>	63
iMovie or Movie Maker	34.9% (22)	<b>65.1% (41)</b>	63
Wikispaces	27.0% (17)	<b>73.0% (46)</b>	63
Teacher/Classroom Blogs	15.9% (10)	<b>84.1% (53)</b>	63
Comic Life	23.8% (15)	<b>76.2% (48)</b>	63
	<b><i>answered question</i></b>		<b>63</b>
	<b><i>skipped question</i></b>		<b>7</b>

23. How much do you agree with these statements?					
	I agree	I'm not sure	I disagree	Rating Average	Response Count
I am able to learn more when I use computers in my school.	61.3% (38)	22.6% (14)	16.1% (10)	1.55	62
I work harder on my assignments when I am using a computer.	54.0% (34)	17.5% (11)	28.6% (18)	1.75	63
I would be a better student if I got to use technology more in school.	56.5% (35)	24.2% (15)	19.4% (12)	1.63	62
Teachers in this school know a lot about how to use computers to help students learn more.	67.7% (42)	27.4% (17)	4.8% (3)	1.37	62
There are enough computers in my school for students to use for their schoolwork.	35.0% (21)	28.3% (17)	36.7% (22)	2.02	60
I am using computers in my class (es) in ways that other students in this school are not.	19.4% (12)	32.3% (20)	48.4% (30)	2.29	62
I have shown other students how to do things with computers.	53.2% (33)	12.9% (8)	33.9% (21)	1.81	62
I have shown a teacher how to do things with computers.	14.5% (9)	12.9% (8)	72.6% (45)	2.58	62
I use computers more in my class (es) than other students in this school	13.6% (8)	39.0% (23)	47.5% (28)	2.34	59
	answered question				63
	skipped question				7